

**DOs AND DON'Ts OF A TRAUMA-INFORMED COMPASSIONATE CLASSROOM**



**1 CREATE A SAFE SPACE**  
Consider not only physical safety but the children's emotional safety as well.

**2**

**ESTABLISH PREDICTABILITY**  
Write out a schedule and prepare children for transitions. It helps create a sense of security and safety.






**3 BUILD A SENSE OF TRUST**  
Follow through with your promises and in situations where changes are unavoidable be transparent with your explanations.

**3**

**4**

**OFFER CHOICES**  
Empower students and offer "power with" rather than "power over" strategies.



**5 STAY REGULATED**  
Help your students (and yourself!) stay in the "Resiliency Zone" to promote optimum learning. Have regulation tools ready to help students bumped out of the zone into either hyperarousal (angry, nervous, panicky) or hypoarousal (numb, depressed, fatigued).

**5**



There's really only one **DON'T**  
Let's not punish kids for behaviors that are trauma symptoms.



©2017 echo

By providing links to other sites, MISIC does not guarantee or endorse the information or products available on these sites.