





## How to Help for Teaming Online

Use these resources for tips in establishing and implementing online collaboration with your students and your colleagues

	<a href="#"><u>Online Student Collaboration</u></a>	From Kathy Schrock's Guide to Everything: "Online collaboration is a way for students to both feel comfortable in an environment larger than their classroom and also a way to teach them the aspects of becoming a global citizen."
<b>20</b>	<a href="#"><u>20 Collaborative Learning Tips and Strategies for Teachers</u></a>	This resource from TeachThought provides both the reasons for and the ways to implement best practices for collaboration. These tips can also be applied to teacher groups.
	<a href="#"><u>Zoom Tutorial</u></a>	Zoom is one of the easiest platforms to use for video conferencing. Tutorials, tips, and demos are all provided for how to use Zoom most effectively.
	<a href="#"><u>Google Hangouts Meet</u></a>	This video tutorial shows how to use Hangouts Meet, a video conferencing tool by Google that allows you to join or start a meeting with colleagues. You can share your microphone and screen and chat with participants.
	<a href="#"><u>Mikogo</u></a>	Recommended by Kathy Schrock, Mikogo is an easy & intuitive way to share your screen over the Web. It provides free screen sharing for online meetings and web conferencing.

**Need More Resources? Check out [www.misicimpact.org](http://www.misicimpact.org).**

*By providing links to other sites, MISIC does not guarantee or endorse the information or products available on these sites.*

Resources Compiled by MISIC – [www.misicimpact.org](http://www.misicimpact.org)



How to Help for Teaming Online