








How to Help for Teaching Online

Use these resources for tips in getting started and refining your online teaching practices

	<p style="text-align: center;"><u>Tips from Teaching Channel</u></p>	<p>This collection from Teaching Channel provides tips for those in the process of modifying courses to an online platform. The first article highlights 7 practices to help you smoothly transition your courses for instructional continuity.</p>
	<p style="text-align: center;"><u>Zoom Tutorial</u></p>	<p>Zoom is one of the easiest platforms to use for video conferencing. Tutorials, tips, and demos are all provided for how to use Zoom most effectively.</p>
	<p style="text-align: center;"><u>All About Google Classroom</u></p>	<p>For those who want to learn more about using Google classroom, this site provides support for how to organize teaching and learning and communicate with your students.</p>
	<p style="text-align: center;"><u>Do's and Don'ts of Distance Learning</u></p>	<p>This article from the director of FutureEd, affiliated with Georgetown University, provides tips for navigating the transition to online learning. "The more we can simplify things, the better."</p>
	<p style="text-align: center;"><u>Resources for Teaching & Learning while Social Distancing</u></p>	<p>This article emphasizes that a positive attitude and a flexible mindset are key to making the online transition as smooth as possible.</p>

Need More Resources? Check out www.misicimpact.org.

By providing links to other sites, MISIC does not guarantee or endorse the information or products available on these sites.

Resources Compiled by MISIC – www.misicimpact.org



How to Help for Teaching Online